



1. I have been told about the study and I know why it is being done and what to do. I know that I do not have to do it if I do not want to. If I have questions I can ask my teacher. I know that I can stop at any time.

		Response Percent	Response Count
I understand and will begin the survey.		100.0%	129
I would rather not do it.		0.0%	0
		answered question	129
		skipped question	0



2. Where do you go to school?

		Response Percent	Response Count
IS 5		0.0%	0
IS 10		0.0%	0
IS 61		0.0%	0
IS 72		0.0%	0
IS 73		0.0%	0
IS 77		100.0%	129
IS 89		0.0%	0
IS 91		0.0%	0
IS 93		0.0%	0
IS 125		0.0%	0
IS 126		0.0%	0
IS 141		0.0%	0
IS 144		0.0%	0
IS 145		0.0%	0
IS 157		0.0%	0
IS 185		0.0%	0
IS 189		0.0%	0
IS 204		0.0%	0
IS 217		0.0%	0
IS 230		0.0%	0
IS 237		0.0%	0
PS 12		0.0%	0
PS 14		0.0%	0







PS 19	0.0%	0
PS 30	0.0%	0
PS 54	0.0%	0
PS 76	0.0%	0
PS 92	0.0%	0
PS 111	0.0%	0
PS 127	0.0%	0
PS 151	0.0%	0
PS 153	0.0%	0
Al-Iman School	0.0%	0
Al-Manoor School	0.0%	0
Bais Yaakov Academy	0.0%	0
Bnos Malka Academy	0.0%	0
El-Ber Islamic School	0.0%	0
Flushing High School	0.0%	0
Forest Hills HS	0.0%	0
Grover Cleveland HS	0.0%	0
Jamaica HS	0.0%	0
John Bowne High School	0.0%	0
Hevach High School	0.0%	0
Long Island City High School	0.0%	0
Machon Academy	0.0%	0
Martin Luther HS	0.0%	0
The Muslim Center Elementary School	0.0%	0
Newcomers High School	0.0%	0

Newtown HS	0.0%	0
Our Lady of Mercy	0.0%	0
Our Lady of Sorrows	0.0%	0
Queens Academy HS	0.0%	0
Queens Lutheran School	0.0%	0
Queens Vocational HS	0.0%	0
Razi School	0.0%	0
Redeemer Lutheran	0.0%	0
Resurrection Ascension School	0.0%	0
St. Adalbert	0.0%	0
St. Francis of Assisi School	0.0%	0
St. John Lutheran School	0.0%	0
St. Kevin School	0.0%	0
St. Mel School	0.0%	0
St. Nicholas of Tolentine	0.0%	0
St. Raphael School	0.0%	0
Sacred Heart School	0.0%	0
Shaarei Zion Ohel Bracha	0.0%	0
Tiferes Torah Institute	0.0%	0
William Cullen Bryant High School	0.0%	0
Yesheiva Tifereth Moshe	0.0%	0
Yeshivat Our Haim	0.0%	0
Other	0.0%	0
other school (please specify)		4
answered question		129




3. What grade are you in?

		Response Percent	Response Count
6th		82.2%	106
7th		0.0%	0
8th		17.8%	23
9th		0.0%	0
10th		0.0%	0
11th		0.0%	0
12th		0.0%	0
answered question			129
skipped question			0




4. How often do you use your computer at home for homework?

		Response Percent	Response Count
I don't have a computer at home		10.2%	13
I don't use my home computer for homework		18.8%	24
A few times a year		21.9%	28
About once a month		13.3%	17
About once a week		18.8%	24
Almost every night		17.2%	22
answered question			128
skipped question			1






5. Compared to last year, this year my teachers are using computers...

		Response Percent	Response Count
less		15.7%	20
about the same amount		19.7%	25
more		64.6%	82
answered question			127
skipped question			2






6. Compared to last year, this year students in my grade are using computers...

		Response Percent	Response Count
less		14.1%	18
about the same amount		40.6%	52
more		45.3%	58
answered question			128
skipped question			1






7. During this school year, how much time per week did you spend using computers in your class(es)?

		Response Percent	Response Count
Not at all		24.8%	32
Less than one period per week		16.3%	21
1 or 2 periods (or a double period) per week		43.4%	56
3 to 4 periods per week		11.6%	15
More than 4 periods per week		3.9%	5
answered question			129
skipped question			0






8. During this school year, I typed up reports and assignments.

		Response Percent	Response Count
Never		37.1%	36
A few times a year		12.4%	12
About once a month		16.5%	16
About once a week		27.8%	27
Almost every day		6.2%	6
answered question			97
skipped question			32






9. During this school year, I made spreadsheets and graphs.

		Response Percent	Response Count
Never		42.3%	41
A few times a year		17.5%	17
About once a month		11.3%	11
About once a week		24.7%	24
Almost every day		4.1%	4
answered question			97
skipped question			32






10. During this school year, I used blogs to communicate with other students and teachers

		Response Percent	Response Count
Never		46.4%	45
A few times a year		8.2%	8
About once a month		13.4%	13
About once a week		25.8%	25
Almost every day		6.2%	6
answered question			97
skipped question			32





11. During this school year, I did research on the Internet for a report or assignment.

		Response Percent	Response Count
Never		14.4%	14
A few times a year		12.4%	12
About once a month		20.6%	20
About once a week		36.1%	35
Almost every day		16.5%	16
answered question			97
skipped question			32






12. During this school year, I made a PowerPoint presentation.

		Response Percent	Response Count
Never		50.5%	49
A few times a year		11.3%	11
About once a month		13.4%	13
About once a week		17.5%	17
Almost every day		7.2%	7
answered question			97
skipped question			32






13. During this school year, I used the computer to make a graphic novel.

		Response Percent	Response Count
Never		93.8%	91
A few times a year		3.1%	3
About once a month		2.1%	2
About once a week		1.0%	1
Almost every day		0.0%	0
answered question			97
skipped question			32






14. During this school year, I took a test on the computer.

		Response Percent	Response Count
Never		81.4%	79
A few times a year		8.2%	8
About once a month		6.2%	6
About once a week		3.1%	3
Almost every day		1.0%	1
answered question			97
skipped question			32






15. During this school year, I used a computer program to improve my study skills or learning skills.

		Response Percent	Response Count
Never		46.4%	45
A few times a year		13.4%	13
About once a month		13.4%	13
About once a week		17.5%	17
Almost every day		9.3%	9
answered question			97
skipped question			32






16. During this school year, I made or listened to a podcast.

		Response Percent	Response Count
Never		52.6%	51
A few times a year		14.4%	14
About once a month		10.3%	10
About once a week		21.6%	21
Almost every day		1.0%	1
answered question			97
skipped question			32




17. During this school year, I made or edited a webpage or worked in a web environment, like a wikispace.

		Response Percent	Response Count
Never		57.7%	56
A few times a year		6.2%	6
About once a month		9.3%	9
About once a week		24.7%	24
Almost every day		2.1%	2
answered question			97
skipped question			32






18. This school year, I collected data using equipment that go with the computer, like probes or PDAs.

		Response Percent	Response Count
Never		78.4%	76
A few times a year		4.1%	4
About once a month		2.1%	2
About once a week		9.3%	9
Almost every day		6.2%	6
answered question			97
skipped question			32












19. This school year, I made or edited a video or movie.

		Response Percent	Response Count
Never		88.7%	86
A few times a year		10.3%	10
About once a month		0.0%	0
About once a week		1.0%	1
Almost every day		0.0%	0
answered question			97
skipped question			32

20. During the past school year, I created or contributed to a web-based map or timeline.

		Response Percent	Response Count
Never		70.1%	68
A few times a year		10.3%	10
About once a month		4.1%	4
About once a week		14.4%	14
Almost every day		1.0%	1
answered question			97
skipped question			32

21. In which classes do you use technology. (Check all that apply)

		Response Percent	Response Count
Math		17.5%	17
Sciences		17.5%	17
English Language Arts		57.7%	56
Social Studies		54.6%	53
Art		5.2%	5
Music		10.3%	10
Physical Education/Gym		1.0%	1
ESL or ELL		1.0%	1
Computer Class		36.1%	35
Multi-Media		3.1%	3
None of the Above		3.1%	3
Other (please specify)			7
answered question			97
skipped question			32

22. How well do you know how to use the following equipment, applications or web sites?

	I never tried	I know the basics	I'm pretty good	I'm an expert	Response Count
Digital camera or video	0.0% (17)	0.0% (22)	0.0% (57)	0.0% (31)	0
Audacity or GarageBand	0.0% (95)	0.0% (19)	0.0% (7)	0.0% (6)	0
iMovie or Movie Maker	0.0% (72)	0.0% (29)	0.0% (16)	0.0% (10)	0
Wikispaces	0.0% (75)	0.0% (38)	0.0% (11)	0.0% (3)	0
NYLearns	0.0% (103)	0.0% (17)	0.0% (6)	0.0% (1)	0
Teacher/Class Blogs	0.0% (49)	0.0% (34)	0.0% (33)	0.0% (11)	0
Google Maps	0.0% (12)	0.0% (14)	0.0% (48)	0.0% (53)	0
Comic Life	0.0% (86)	0.0% (24)	0.0% (10)	0.0% (7)	0
answered question					127
skipped question					2

23. How much do you agree with these statements?

	Strongly Disagree	Disagree	Agree	Strongly Agree	Rating Average	Response Count
I am able to learn more when I use computers in my school.	0.0% (2)	0.0% (17)	0.0% (59)	0.0% (44)	0.00	0
I work harder on my assignments when I am using a computer.	0.0% (5)	0.0% (23)	0.0% (54)	0.0% (40)	0.00	0
I would be a better student if I got to use technology more in school.	0.0% (6)	0.0% (25)	0.0% (45)	0.0% (46)	0.00	0
Teachers in this school know a lot about how to use computers to help students learn more.	0.0% (5)	0.0% (10)	0.0% (59)	0.0% (47)	0.00	0
There are enough computers in my school for students to use for their schoolwork.	0.0% (12)	0.0% (57)	0.0% (36)	0.0% (14)	0.00	0
I am using computers in my class (es) in ways that other students in this school are not.	0.0% (31)	0.0% (54)	0.0% (24)	0.0% (12)	0.00	0
I have shown other students how to do things with computers.	0.0% (24)	0.0% (30)	0.0% (46)	0.0% (21)	0.00	0
I have shown a teacher how to do things with computers.	0.0% (44)	0.0% (53)	0.0% (18)	0.0% (6)	0.00	0
I use computers more in my class (es) than other students in this school	0.0% (34)	0.0% (44)	0.0% (32)	0.0% (10)	0.00	0
answered question						123
skipped question						6